



Mobile Home Community Hurricane Guide



Pinellas
County

EMERGENCY
MANAGEMENT

2020

Pinellas County Emergency Management

727-464-3800

www.pinellascounty.org/emergency

BEFORE THE STORM

SAFETY AND PERSONAL PREPAREDNESS



WHILE MOBILE AND MANUFACTURED HOMES ARE GREAT PLACES TO CALL HOME, THEY ARE **NEVER** GOOD SHELTERS DURING A HURRICANE. MOBILE AND MANUFACTURED HOMES CAN BE SEVERELY DAMAGED FROM THE HURRICANE-FORCE WINDS AND FLYING DEBRIS.

NO MATTER THE CATEGORY OF STORM, WHENEVER AN EVACUATION ORDER IS GIVEN, **ALL** MOBILE AND MANUFACTURED HOME RESIDENTS MUST EVACUATE.


MOBILE AND MANUFACTURED HOME RESIDENTS NEED TO HAVE AN EVACUATION PLAN IN CASE A HURRICANE THREATENS.

PLEASE REMEMBER:

MOST MOBILE HOME PARK RECREATION CENTERS AND CLUBHOUSES ARE NOT RATED TO WITHSTAND HIGH WINDS. IN ADDITION, MANY PARKS ARE ADVISED TO KEEP CLUBHOUSE DOORS LOCKED DURING EMERGENCIES TO AVOID LIABILITY ISSUES.

IT IS RECOMMENDED TO INVOLVE THE BOARD OF DIRECTORS AND / OR PARK MANAGEMENT IN THE STORM PREPARATION PROCESS. ASK YOUR PARK'S MANAGEMENT WHAT PLANS, IF ANY, ARE IN PLACE FOR SHELTERING OPTIONS AND FOR EVACUATION NOTIFICATION.

1. KNOW YOUR RISK
2. MAKE A PLAN
3. STAY INFORMED



BEFORE THE STORM

SAFETY AND PERSONAL PREPAREDNESS



MAKING SURE YOU AND YOUR LOVED ONES WILL SURVIVE THE STORM IS A YEAR-ROUND TASK THAT REQUIRES ATTENTION TO YOUR PERSONAL BUSINESS, YOUR FAMILY MEMBERS, YOUR HOME AND YOUR VEHICLES. IT IS NOT A TASK THAT CAN BE DONE IN JUST 24 HOURS, SO START YOUR PLANNING NOW!

KEY TIPS TO REMEMBER:

1. COMPLETE A DISASTER PLAN BEFORE THE CHAOS OF AN APPROACHING HURRICANE TO BE SURE YOU HAVE ENOUGH TIME TO DO IT RIGHT.
2. DO HOME IMPROVEMENTS DURING THE COOLER DAYS OR WHEN THE SUN IS SHINING.
3. PACK YOUR HURRICANE KITS BEFORE THE STORM TO BE SURE YOU HAVE THE TIME TO GET WHAT YOU NEED.
4. ORGANIZE IMPORTANT PAPERS SO YOU CAN GRAB THEM QUICKLY.

Develop Your Personal Plan: Plan to Evacuate!

COMMUNICATION:

- ADVISE YOUR BOARD OF DIRECTORS OR PROPERTY MANAGER OF YOUR EVACUATION PLAN, EVACUATION LOCATION ADDRESS, IMPORTANT CONTACT PHONE NUMBERS AND EMAIL ADDRESSES.
- ASK AN OUT-OF-STATE RELATIVE TO SERVE AS THE “POINT OF CONTACT” FOR YOUR FAMILY. BE SURE EVERYONE IN YOUR FAMILY HAS ALL THE UP-TO-DATE INFORMATION FOR THIS CONTACT.
- CREATE A BUDDY SYSTEM TO HAVE RESIDENTS CHECK ON NEIGHBORS.
- BUILD A DISASTER TEAM, ASSIGNING EACH TEAM MEMBER A SPECIFIC TASK OR GROUP TO LEAD IN THE PREPARATION EFFORTS.
- COMMUNICATE THE PARK’S PLAN TO ALL THE RESIDENTS.



STAYING CONNECTED TO IMPORTANT INFORMATION CAN HELP YOU, YOUR FAMILY AND YOUR BUSINESS SURVIVE THE STORM.

ALERT PINELLAS

SIGN UP FOR ALERT PINELLAS EMERGENCY NOTIFICATION SERVICE TO RECEIVE EMERGENCY ALERTS VIA TEXT MESSAGE ON YOUR CELL PHONE.

www.pinellascounty.org/alertpinellas

SIGN UP FOR E-LERT

TO RECEIVE A MONTHLY ELECTRONIC NEWSLETTER ABOUT HURRICANE SAFETY AND RECEIVE EMERGENCY ALERTS VIA E-MAIL.

[Click Link to Sign Up for E-LERT](#)

WATCH PCC-TV

VIDEOS AND LIVE COVERAGE FROM THE EMERGENCY OPERATIONS CENTER.

- SPECTRUM CHANNEL 637
- FRONTIER CHANNEL 44
- WOW! CHANNEL 18
- YOU TUBE youtube.com/user/pcctv/



SPEAKERS AND PRESENTATION

REQUEST PINELLAS COUNTY SPEAKER TO DO A VIRTUAL PRESENTATION FOR YOUR COMMUNITY, BUSINESS OR EMPLOYER.

www.pinellascounty.org/speak

WEATHER ALERT RADIO

WEATHER ALERT RADIOS CAN BE FOUND AT MANY RETAILERS, CATALOGS AND ONLINE.



BEFORE THE STORM

SAFETY AND PERSONAL PREPAREDNESS

PREPARATION

- PREPARE YOUR EVACUATION KIT: PACK YOUR HURRICANE KIT BEFORE THE START OF HURRICANE SEASON, JUNE 1 , BE SURE YOU HAVE TIME TO GET WHAT YOU NEED.
- ORGANIZE IMPORTANT DOCUMENTS SO YOU CAN GRAB THEM QUICKLY OR MAKE COPIES FOR YOUR HURRICANE KIT.

PREPARE YOUR HOME

REGARDLESS OF WHERE YOU ARE EVACUATING, BEFORE YOU LEAVE, BE SURE TO DO THE FOLLOWING:

- TAKE YOUR VALUABLES AND IMPORTANT PAPERS WITH YOU
- TURN OFF ALL UTILITIES (WATER, ELECTRICITY AND GAS) AT THE MAIN SWITCH
- LOCK WINDOWS AND DOORS
- REMOVE ALL ITEMS THAT CAN BECOME WINDBORNE AND STORE INSIDE
- FILL YOUR GAS TANK
- ADVISE FRIENDS AND RELATIVES OF WHERE YOU ARE GOING

TRANSPORTATION

DO NOT STAY IN A DANGEROUS SITUATION JUST BECAUSE YOU DON'T HAVE A RIDE. IF YOU NEED SPECIAL TRANSPORTATION ASSISTANCE TO A PUBLIC SHELTER OR A SPECIAL NEEDS SHELTER, **YOU MUST REGISTER FOR TRANSPORTATION IN ADVANCE.**

TO START THE PROCESS, YOU NEED TO CALL **(727) 464-3800**. SELECT OPTION 1 AND LEAVE YOUR NAME AND ADDRESS ON THE ANSWERING MACHINE. YOU WILL RECEIVE AN APPLICATION FORM IN THE MAIL THAT MUST BE FILLED OUT AND RETURNED TO PINELLAS COUNTY EMERGENCY MANAGEMENT. ONCE YOUR APPLICATION IS APPROVED, AND IN THE SYSTEM, YOUR LOCAL FIRE DEPARTMENT WILL BE ABLE TO PICK YOU UP DURING A HURRICANE EVACUATION AND TAKE YOU TO A LOCAL SHELTER.

EVACUATION OPTIONS

WHEN A HURRICANE THREATENS PINELLAS COUNTY, AND AN EVACUATION IS ORDERED, RESIDENTS LIVING IN EVACUATION AREAS HAVE OPTIONS.



Host Home



Hotel / Motel



Public Shelter

HOST HOME

THE HOST HOME PROGRAM IS A VOLUNTARY PROGRAM FOR COMMUNITY ORGANIZATIONS TO PROVIDE MEMBERS AND STAFF A COMFORTABLE AND SAFE SHELTER ALTERNATIVE. FAITH ORGANIZATIONS, COMMUNITY GROUPS AND EMPLOYERS MATCH MEMBERS WHO LIVE IN A NON-EVACUATION AREA WITH THOSE WHO MUST EVACUATE. THEN, WHEN A STORM IS COMING OUR WAY, THE "GUEST" WILL STAY WITH THE "HOST" DURING THE STORM. FOR MORE INFORMATION, VISIT www.pinellascounty.org/emergency/hosthomes.htm. FOR A COPY OF A HOST HOME TOOL KIT, PLEASE EMAIL ema@pinellascounty.org OR CALL (727) 464-3800.

EVACUATING TO A HOTEL OR MOTEL

WHETHER IN THE COUNTY OR ON THE ROAD, HOTELS AND MOTELS ARE A TEMPORARY SHELTER OPTION. IN PINELLAS COUNTY, THERE ARE LOCATIONS IN NON-EVACUATION ZONES THAT MAY TAKE PETS OR HAVE ACCOMMODATIONS FOR WHEELCHAIRS. TO START PLANNING, VISIT www.visitstpeteclearwater.com FOR A LIST OF AVAILABLE HOTELS AND MOTELS IN AND OUT OF STATE. YOU CAN SEE A LIST OF HOTELS AND MOTELS ARRANGED BY EVACUATION LEVEL BY VISITING www.pinellascounty.org/knowyourzone AND FILLING IN YOUR ADDRESS.

BEFORE THE STORM

SAFETY AND PERSONAL PREPAREDNESS

EVACUATING TO A SHELTER

PACK YOUR ESSENTIALS, BUT PACK LIGHT AS SPACE IS LIMITED. REMEMBER, A PUBLIC SHELTER IS NOT A CRUISE SHIP, IT IS A LIFE BOAT WITH THE MISSION TO SAVE LIVES.

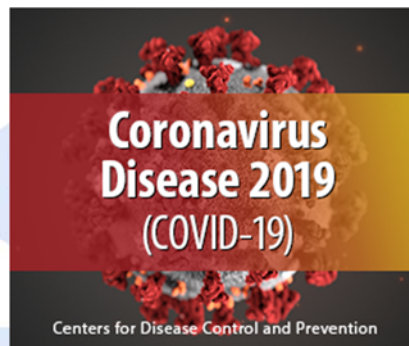
SUGGESTED ITEMS FOR A SHELTER "GO-BAG"



- CLOTH MASK
- SANITIZER
- SANITIZING WIPES
- MEDICATIONS/COPIES OF PRESCRIPTIONS
- SPECIAL DIETARY FOOD (NONPERISHABLE)
- BEDDING FOR A SMALL SPACE
- PERSONAL HYGIENE ITEMS
- CHANGE OF CLOTHES
- EYEGLASSES
- QUIET GAMES/READING MATERIAL
- IMPORTANT PAPERS / CONTACTS
- STATE ISSUED ID
- CASH
- INFANT / CHILD NECESSITIES

PUBLIC SHELTERS – GUIDELINES

- DO NOT BRING JEWELRY OR VALUABLES TO THE SHELTER.
- KEEP AN EYE ON CHILDREN AT ALL TIMES.
- DO NOT BRING FIREARMS, ILLEGAL DRUGS, OR ALCOHOL TO THE SHELTER.
- STAY OUT OF DESERTED OR RESTRICTED AREAS OF THE BUILDING.
- REPORT ANY SUSPICIOUS BEHAVIOR TO THEM.
- BE COURTEOUS TO OTHERS IN THE SHELTER BY KEEPING NOISE TO A MINIMUM.
- PLEASE SHOW RESPECT AND GRATITUDE TO THE PINELLAS COUNTY SCHOOL BOARD OR OTHER HOST ORGANIZATION BY LEAVING THE SHELTER THE WAY YOU FOUND IT.



PUBLIC SHELTERS – COVID-19 POSITIVE OR PENDING TEST RESULTS

IF YOU ARE FEELING ILL AT THE TIME OF AN EVACUATION, ARE AWAITING TEST RESULTS, OR HAVE TESTED POSITIVE FOR COVID-19, YOU MAY HAVE TO SHELTER IN A SEPARATE SHELTER, AWAY FROM OTHER INDIVIDUALS FOR HEALTH AND SAFETY. STAY INFORMED FOR THE LATEST CDC GUIDANCE AND LOCAL ORDERS AS A STORM APPROACHES.

PUBLIC SHELTERS – COVID-19 CONSIDERATIONS

AS WE PREPARE FOR HURRICANE SEASON, HERE ARE A FEW KEY THINGS WE WANT YOU TO BE AWARE OF:

- WE PLAN TO UTILIZE ALL AVAILABLE SHELTER SPACE TO ALLOW FOR SOCIAL DISTANCING. ALTERNATE LOCATIONS MAY BE UTILIZED, AND IT WILL BE IMPORTANT THAT YOU MONITOR THE MEDIA FOR AN UP-TO-DATE LIST OF SITES FOR ANY EVACUATIONS THAT ARE ORDERED AND THE SHELTER LOCATIONS THAT WILL OPEN.
- FOLLOWING SOCIAL DISTANCING WILL KEEP EVERYONE SAFER. IN GENERAL PUBLIC SHELTERS, WE WILL INCREASE AMOUNT OF SPACE PER INDIVIDUAL/FAMILY HOUSEHOLDS, INCREASE ROUTINE CLEANING OF COMMON AREAS, AND WORK TO PROVIDE PROPER HAND WASHING MATERIALS AND HAND SANITIZER, AS ABLE.
- CLOTH FACE COVERINGS ARE RECOMMENDED WHEN YOU ARE IN PUBLIC PLACES. PLAN TO BRING YOUR OWN MASK TO A SHELTER. HAVE ENOUGH CLEAN MASKS PER PERSON IN YOUR HOUSEHOLD IN YOUR HURRICANE KIT.
- WE ALSO RECOMMEND HAND SANITIZER AND WIPES AS PART OF YOUR KIT. THE COUNTY WILL WORK DILIGENTLY THROUGHOUT THE SEASON TO OBTAIN ADDITIONAL SANITIZER AT SHELTER SITES.
- FAMILY UNITS WILL BE ALLOWED TO SHARE THE SPACE ASSIGNED TO THEM. WE WILL NEED TO MAINTAIN APPROPRIATE DISTANCE REQUIREMENTS BETWEEN EACH FAMILY UNIT.

SPECIAL NEEDS SHELTERS

RESIDENTS WITH CERTAIN MEDICAL CONDITIONS CAN GET HELP DURING AN EVACUATION. SPECIAL NEEDS SHELTERS WILL OPEN FOR THOSE REQUIRING MINIMAL MEDICAL ASSISTANCE OR WHO ARE DEPENDENT ON ELECTRICITY FOR LIFE-SUSTAINING EQUIPMENT.

OPTIONS FOR REGISTERING:

- GO TO WWW.www.pinellascounty.org/specialneeds FOR THE SPECIAL NEEDS REGISTRATION FORM (AVAILABLE IN ENGLISH, SPANISH AND VIETNAMESE)
- PRINT THE FORM, FILL IT OUT, AND MAIL TO:
PINELLAS COUNTY EMERGENCY MANAGEMENT
10750 ULMERTON RD, BLDG. 1, STE. 276
LARGO, FL 33778
- OR CALL PINELLAS COUNTY EMERGENCY MANAGEMENT (727) 464-3800 TO HAVE A FORM MAILED TO YOU.

WHAT IS PROVIDED AND WHAT SHOULD I BRING TO A SPECIAL NEEDS SHELTER?

BRING:

- MEDICAL EQUIPMENT (OXYGEN CONCENTRATOR, CANNULAS, TUBING, ETC)
- MOBILITY DEVICES (WHEELCHAIR, WALKER, ETC)
- SPECIAL DIETARY FOOD
- SNACKS FOR BETWEEN MEALS
- COT, TWIN SIZE AIR MATTRESS OR POOL CHAIR TO REST IN
- BEDDING
- ALL MEDICATIONS IN ORIGINAL BOTTLES (7 DAY SUPPLY MINIMUM)

PETS

OFFICIAL SERVICE ANIMALS MAY GO ANYWHERE WITHIN A PUBLIC SHELTER. IF YOU ARE GOING TO A SPECIAL NEEDS SHELTER, PETS SHOULD COME WITH YOU TO THE SHELTER, AND PINELLAS COUNTY ANIMAL SERVICES WILL TAKE YOUR PET AND CARE FOR IT UNTIL YOU CAN RETURN HOME.

THE SPECIAL NEEDS FORM INCLUDES QUESTIONS ABOUT TRANSPORTATION ASSISTANCE AS WELL AS PETS. ANIMAL SERVICES WILL NOT SHELTER THE PUBLIC'S PETS. IF YOU DO NOT REQUIRE A SPECIAL NEEDS SHELTER, PLEASE GO TO A PET-FRIENDLY SHELTER. NO REGISTRATION IS REQUIRED.

IF YOU ARE TAKING SHELTER IN A HOSPITAL OR OTHER MEDICAL FACILITY, ANIMAL SERVICES WILL PICK UP YOUR PET(S) FROM YOUR HOME TO CARE FOR THEM THROUGH THE DURATION OF YOUR SHELTERING EXPERIENCE. THIS SERVICE CAN ONLY BE GUARANTEED TO THOSE THAT REGISTER IN ADVANCE.

CONTACT PINELLAS COUNTY ANIMAL SERVICES AT 727-582-2600.



BEFORE THE STORM

PROPERTY PREPARATION

PREPARING YOUR PROPERTY

NO GNOME LEFT BEHIND

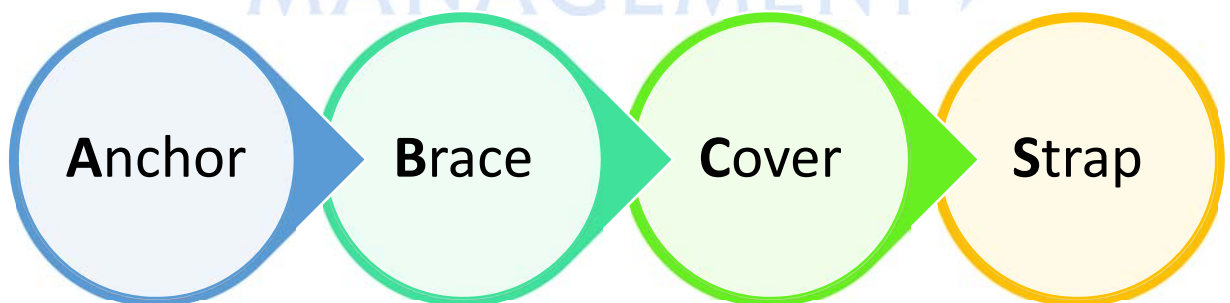


SECURE YOUR HOME AND PROPERTY PRIOR TO STORM SEASON OR, FOR OUR SNOWBIRDS, PRIOR TO LEAVING FOR THE SUMMER.

ALL UNSECURED ITEMS CAN BECOME MISSILES IN A WIND EVENT, CAUSING SUBSTANTIAL DAMAGE TO NEIGHBORING STRUCTURES.

"Before I leave for the summer months, my gnomes are taken in to protect them from becoming airborne and causing damage during the yearly storms." - Frank Kososki, West Wind II

WHEN PREPARING YOUR HOME...REMEMBER THE ABCS



PREPARING YOUR PROPERTY

ANCHOR –

- ☒ BRING ANYTHING FROM THE YARD THAT COULD BECOME WINDBORNE.
- ☒ REPLACE GRAVEL/ROCK-LANDSCAPING MATERIAL WITH FIRE TREATED, SHREDDED BARK OR OTHER LIGHTWEIGHT MULCH TO ELIMINATE POTENTIAL FOR WINDBORNE MISSILES.
- ☒ TRIM AND ANCHOR DOWN TREES AND FOLIAGE.
- ☒ SECURE AN INSPECTION TO MAKE SURE YOUR HOME HAS WALL-TO-FOUNDATION (ANCHOR BOLTS/RE-BAR) CONNECTIONS.

ASK AN INSTALLER ABOUT RECOMMENDED METHODS TO SECURE STORAGE/UTILITY SHEDS, CARPORTS AND OTHER VULNERABLE STRUCTURES.



Dispose of any piles of loose tree limbs or debris



Bring in all large yard items



Do not drain your pool – super chlorinate the water



In advance: remove old, decayed trees



Well-pruned trees survive hurricanes better



Trees with more rooting space survive better



Plant trees in groups



Palms survive better than broad-leaved trees

PREPARING YOUR PROPERTY

BRACE –

- ☒ BOLT ALL DOORS WITH FOOT AND HEAD BOLTS WITH MINIMUM OF ONE-INCH BOLT THROW LENGTH.
- ☒ REINFORCE DOORS AND TRACKS.
- ☒ BRACE ALL GABLE END WALLS WITH HORIZONTAL AND / OR DIAGONAL BRACES.

COVER –

- ☒ COVER ALL LARGE WINDOWS, DOORS, ESPECIALLY PATIO DOORS WITH SECURELY FASTENED, TESTED AND APPROVED IMPACT RESISTANT SHUTTERS WITH PROPER MOUNTING HARDWARE
- ☒ MAKE SURE ALL WINDOWS AND DOORS ARE PROPERLY CAULKED AND / OR WEATHER-STRIPPED TO REDUCE POTENTIAL WATER INTRUSION
- ☒ INSTALL A ROOF COVERING THAT IS RATED FOR HIGH WIND AND IMPACT FROM HAIL OR DEBRIS

STRAP –

- ☒ TIE DOWN ANY FREE-STANDING FIXTURES IN YOUR YARD
- ☒ FASTEN RAFTERS / TRUSSES TO WALLS WITH HURRICANE STRAPS / CLIPS

CONSULT WITH A BONDED, LICENSED AND INSURED PROFESSIONAL TO ENSURE ALL STRUCTURAL WORK IS PERMITTED AND DONE PROPERLY.

PREPARING YOUR FINANCES AND INSURANCE

INDIVIDUAL INSURANCE

REVIEW YOUR INSURANCE COVERAGE

- HAVE YOUR AGENT COMPLETE A POLICY REVIEW, PREFERABLY 60 DAYS PRIOR TO THE RENEWAL DATE
- KNOW YOUR DEDUCTIBLES – WIND / HURRICANE DEDUCTIBLE VERSUS ALL OTHER PERIL DEDUCTIBLE. THE WIND / HURRICANE DEDUCTIBLE IS SEPARATE AND TYPICALLY HIGHER WHEN APPLYING TO HURRICANE-RELATED DAMAGE.
- AN X-WIND POLICY **DOES NOT** COVER DAMAGE TO YOUR PROPERTY CAUSED BY A HURRICANE. THIS INCLUDES A CONTENTS POLICY TO PROTECT YOUR PERSONAL PROPERTY.
- RESEARCH THE TYPES OF INSURANCE YOU NEED AND ARE AVAILABLE TO YOU.
- DAMAGE CAUSED BY FLOODING IS **NOT** COVERED BY YOUR HOMEOWNER'S POLICY. EVEN IF YOU ARE NOT IN A STANDARD FLOOD ZONE, YOU MAY NEED TO SECURE A SEPARATE FLOOD POLICY. THERE IS A 30-DAY WAIT ON ANY NEW FLOOD INSURANCE POLICY. FOR MORE INFORMATION CONTACT THE NATIONAL FLOOD INSURANCE PROGRAM (NFIP) OFFICE AT (888) 379-9531 OR VISIT THE WEBSITE AT www.floodsmart.gov.
- THE ASSOCIATION'S INSURANCE POLICY TYPICALLY **DOES NOT** COVER YOUR PROPERTY, REGARDLESS OF HOW IT WAS DAMAGED.
- THERE COULD BE COVERAGE AVAILABLE ON YOUR POLICY FOR ADDITIONAL LIVING EXPENSES IF YOU ARE DISPLACED FROM YOUR HOME DUE TO DAMAGE. READ THE LIMITATIONS AND RESTRICTIONS BEFORE TAKING ON ANY EXPENSE AS THE POLICY MAY NOT COVER ALL EXPENSES. (HOTEL, FLOOD, RENTAL CAR)
- FLORIDA LAW AUTHORIZES INSURANCE CARRIERS TO DISCOUNT POLICIES UP TO 10% FOR PROVIDED PROOF OF INSPECTION OF TIE-DOWNS.

RESIDENT OWNED COMMUNITY - ASSOCIATION INSURANCE

IT IS THE ASSOCIATION'S RESPONSIBILITY TO INSURE COMMONLY OWNED AREAS, INCLUDING BUT NOT LIMITED TO:

- CLUBHOUSE
- POOL AND POOL AREA
- RECREATION FACILITIES / COURTS
- SIGNAGE
- ASSOCIATION-OWNED VEHICLES
- PLAYGROUNDS

INSURANCE POLICIES NEEDED FOR ASSOCIATIONS / RESIDENT OWNED COMMUNITY: (MINIMUM)

- PROPERTY: CLUBHOUSE AND COMMON AREAS
- WIND
- GENERAL LIABILITY
- DIRECTORS AND OFFICERS
- CRIME
- WORKMAN'S COMPENSATION (NO PAYROLL / MINIMUM PREMIUM TO PROTECT MEMBERS OF THE BOARD IF INJURED WHILE DOING WORK ON BEHALF OF THE ASSOCIATION)
- FLOOD (CHECK YOUR FLOOD ZONE WITH YOUR AGENT)

IF THERE IS A STORM ON THE GRID, THE INSURANCE COMPANIES SHUT DOWN AND CAN NOT BIND NEW BUSINESS OR ACCEPT NEW BUSINESS APPLICATIONS! NO EXCEPTIONS!

IMPORTANT PHONE NUMBER AND WEBSITES

EMERGENCY PREPAREDNESS

ALERT PINELLAS EMERGENCY NOTIFICATION SERVICE

www.pinellascounty.org/alertpinellas

FIND YOUR EVACUATION LEVEL

(727) 453-3150 (USE HOME PHONE)

www.pinellascounty.org/knowyourzone

PINELLAS COUNTY INFORMATION CENTER

(OPEN ONLY DURING EMERGENCIES)

(727) 464-4333

PINELLAS COUNTY EMERGENCY MANAGEMENT

(727) 464-3800

www.pinellascounty.org/emergency

MUNICIPALITIES

www.pinellascounty.org/municipalities.htm

OTHER COUNTY NUMBERS

FLORIDA DEPARTMENT OF HEALTH IN PINELLAS

(727) 824-6900

www.pinellashealth.com

PINELLAS COUNTY ANIMAL SERVICES

(727) 582-2600

www.pinellascounty.org/animalservices

PINELLAS COUNTY CONSUMER PROTECTION

(727) 464-6200

www.pinellascounty.org/consumer

PINELLAS COUNTY ECONOMIC DEVELOPMENT

(727) 464-7332

www.pced.org

PINELLAS COUNTY INFORMATION LINE

(727) 464-3000 / V/TDD (727) 464-4062

www.pinellascounty.org

PINELLAS COUNTY SCHOOLS

(727) 588-6000

SCHOOL BUS INFO LINE

(727) 587-2020

www.PCSB.org

PINELLAS COUNTY SHERIFF'S OFFICE (NON-EMERGENCY)

(727) 582-6200

www.pcsoweb.com

PINELLAS COUNTY SOLID WASTE

(727) 464-7500

www.pinellascounty.org/solidwaste

PINELLAS COUNTY UTILITIES

(727) 464-4000

www.pinellascounty.org/utilities

PINELLAS SUNCOAST TRANSIT AUTHORITY (PSTA)

(727) 540-1900

www.PSTA.net

ST. PETE-CLEARWATER INTERNATIONAL AIRPORT

(727) 453-7800

www.FLY2PIE.com

VISIT ST. PETERSBURG/CLEARWATER

(HOTEL/MOTEL EVACUATION INFO INSIDE COUNTY)

www.visitstpeteclearwater.com

STATE OF FLORIDA

FLORIDA ATTORNEY GENERAL'S OFFICE (PRICE GOUGING)

(866) 966-7226

www.myfloridalegal.com

FLORIDA DIVISION OF EMERGENCY MANAGEMENT

(NON-EMERGENCY)

(850) 413-9969

www.floridadisaster.org

FLORIDA HIGHWAY PATROL

*FHP (MOBILE PHONE) / (727) 570-5010

www.FLHSMV.gov/florida-highway-patrol/about-fhp/

FEDERAL AGENCIES

FEDERAL EMERGENCY MANAGEMENT AGENCY (FEMA)

(800) 621-3362

www.fema.gov

NATIONAL HURRICANE CENTER

www.nhc.noaa.gov

NATIONAL WEATHER SERVICE/TAMPA BAY AREA

www.weather.gov/tbw

NOAA WEATHER ALERT RADIO

SPECIFIC AREA MESSAGE ENCODING (SAME) CODE FOR
PINELLAS COUNTY: 012103

ADDITIONAL IMPORTANT CONTACTS

CLEARWATER GAS

(727) 562-4900 (GENERAL)

(727) 462-6633 (GAS LEAKS)

www.clearwatergas.com

DUKE ENERGY (REPORT OUTAGES)

(800) 228-8485

www.duke-energy.com

FRONTIER

(800) 921-8101

www.frontier.com

SPECTRUM

(855) 222-0102

www.spectrum.com/services/florida/pinellas-county

TECO PEOPLES GAS: (877) 832-6747 (GAS LEAKS) / www.peoplegas.com

TECO (REPORT OUTAGES): (877) 588-1010 / www.tampaelectric.com

WOW!

(866) 745-3685

www.wowway.com

OTHER AGENCIES

2-1-1 REFERRAL LINE—TAMPA BAY CARES

www.211tampabay.org

A large, faint watermark logo for Pinellas County Emergency Management. It features the words "Pinellas County" in a large serif font, with "EMERGENCY MANAGEMENT" in a smaller sans-serif font below it. To the right of the text is a stylized sun icon with a yellow center and pink rays.

PINELLAS
COUNTY
EMERGENCY
MANAGEMENT

EVACUATION KIT CHECKLIST

- ☐ WATER: ONE GALLON PER PERSON / PER DAY
- ☐ AT LEAST ONE WEEK SUPPLY OF NON-PERISHABLE FOOD
- ☐ NON-ELECTRIC CAN OPENER
- ☐ MEDICATIONS AND COPIES OF PRESCRIPTIONS
- ☐ FLASHLIGHT OR LANTERN
- ☐ BATTERY-OPERATED OR HAND CRANK RADIO
- ☐ EXTRA BATTERIES / EXTRA BATTERIES FOR MEDICAL DEVICES
- ☐ BOOKS, CARDS BOARD GAMES
- ☐ SANITIZER / SANITIZING WIPES
- ☐ FACE MASK / FACE COVERING
- ☐ EYEGLASSES / CONTACT LENSES
- ☐ EMERGENCY ACCESS PERMIT
- ☐ FULL TANK OF GAS
- ☐ RAIN GEAR
- ☐ FIRST AID SUPPLIES
- ☐ INSECT REPELLENT
- ☐ EXTRA BOTTLED OXYGEN
- ☐ CASH
- ☐ CELL PHONE / ☐ CELL PHONE CHARGERS / ☐ CELL PHONE BATTERY BACK-UP
- ☐ CONTACTS – PRINTED
- ☐ PAPER MAP
- ☐ PAPER AND PENCIL
- ☐ SUNSCREEN
- ☐ IMPORTANT DOCUMENTS (SEE CHECKLIST)

IMPORTANT DOCUMENTS CHECKLIST

- ☐ DRIVER LICENSE OR ID CARD
- ☐ SOCIAL SECURITY CARD
- ☐ IMPORTANT CONTACT NUMBERS
- ☐ EMERGENCY CONTACT NUMBERS
- ☐ INSURANCE POLICIES OR INSURANCE POLICY CHECKLIST (SEE ATTACHED)
- ☐ TITLES TO HOUSES AND CARS
- ☐ PROOF OF RESIDENCY
- ☐ PASSPORTS
- ☐ ACCOUNT NUMBERS FOR FINANCIAL ASSISTANCE
- ☐ MEDICAL RECORDS
- ☐ PHARMACY PRESCRIPTIONS (ASK YOUR PHARMACIST TO PRINT IT OUT)
- ☐ DOCTOR CONTACTS
- ☐ MEDICAL RECORDS
- ☐ EMERGENCY ACCESS PERMIT (IF YOU LIVE ON BARRIER ISLAND)

IRREPLACEABLE RECORDS:

- ☐ BIRTH CERTIFICATE
- ☐ MARRIAGE CERTIFICATE
- ☐ DIVORCE CERTIFICATE
- ☐ DEATH CERTIFICATE
- ☐ ADOPTION CERTIFICATE
- ☐ WILLS / TRUSTS

RETURNING HOME KIT CHECKLIST

- ☐ TWO-WEEK SUPPLY OF WATER
- ☐ TWO WEEKS OF NON-PERISHABLE FOODS
- ☐ PAPER PLATES, UTENSILS, CUPS AND NAPKINS
- ☐ COOLER WITH ICE (IF AVAILABLE)
- ☐ INSECT REPELLENT
- ☐ SUNSCREEN
- ☐ TARPS
- ☐ ROPE OR ELASTIC CORD
- ☐ WHISTLE TO SIGNAL FOR HELP
- ☐ EXTRA PROPANE OR CHARCOAL FOR GRILL
- ☐ BATTERY-POWERED FAN
- ☐ CAMERA TO TAKE PHOTOS OF DAMAGE

TOOLS:

- ☐ WRENCH
- ☐ UTILITY KNIFE
- ☐ DUCT TAPE
- ☐ HAMMER
- ☐ NAILS

OTHER:

- | | |
|--|--|
| <input type="checkbox"/> DUST MASK | <input type="checkbox"/> HOUSEHOLD CHLORINE BLEACH |
| <input type="checkbox"/> LARGE GARBAGE BAGS | <input type="checkbox"/> PORTABLE TOILET |
| <input type="checkbox"/> PLASTIC SHEETS | <input type="checkbox"/> EYE DROPPER |
| <input type="checkbox"/> EXTRA GAS FOR GENERATOR | <input type="checkbox"/> DUST MASK |

PET KIT CHECKLIST

- ☐ TWO-WEEK SUPPLY OF WATER
- ☐ TWO-WEEK SUPPLY OF FOOD
- ☐ LICENSE
- ☐ IMMUNIZATION RECORDS
- ☐ PHOTO OF PET
- ☐ COLLAR
- ☐ LEASH
- ☐ TOYS
- ☐ CAT LITTER, PAN AND SCOOP
- ☐ PLASTIC WASTE BAGS
- ☐ DISINFECTANT
- ☐ CARRIER
- ☐ CRATE
- ☐ NEWSPAPER / OTHER LINER
- ☐ TWO-WEEK SUPPLY OF MEDICATIONS
- ☐ BLANKETS

Pinellas
County
EMERGENCY
MANAGEMENT

KIDS SUPPLY CHECKLIST

IN ADDITION TO BASIC SUPPLIES:

- ☐ DIAPERS
- ☐ WIPES
- ☐ POWDERED MILK
- ☐ BLANKETS
- ☐ PACIFIER
- ☐ STUFFED ANIMAL
- ☐ PLENTY OF BATTERIES

A large, light blue watermark logo for Pinellas County Emergency Management. It features the text "Pinellas County" in a large serif font, with "EMERGENCY MANAGEMENT" in a smaller sans-serif font below it. To the right of the text is a stylized sun with a yellow center and pink rays, and a blue swoosh element.

INSURANCE INFORMATION TEMPLATE

INSURANCE AGENT: _____

AGENT PHONE: _____

AGENT EMAIL: _____

Policy Type	Policy Number	Claims Contact Information	DATE CONTACTED

1. HAVE DAMAGE? DO YOU NEED TO FILE A CLAIM? ALWAYS CALL YOUR INSURANCE AGENT FIRST!!! YOUR AGENT WILL ADVISE YOU OF THE NEXT STEP AND BE ABLE TO WALK YOU THROUGH THE PROCESS, EVEN FILE THE CLAIM FOR YOU!
2. DOCUMENT THE DATE, TIME AND REPRESENTATIVE INFORMATION FROM THE CALL, AS WELL AS WHAT YOU WERE ADVISED TO DO.
3. WHEN IT IS SAFE TO DO SO, TAKE AS MANY PHOTOS AS POSSIBLE TO DOCUMENT THE DAMAGE.
4. RECORD THE CLAIM NUMBER AND NAME OF THE ASSIGNED ADJUSTER, IF PROVIDED.

**BE CAUTIOUS WHEN SIGNING AN AOB, ASSIGNMENT OF BENEFITS!
DO NOT SIGN ANYTHING YOU DO NOT UNDERSTAND!**